

*Soma*  
INTIMATES

China January 2013



*Soma*  
INTIMATES

China January 2013

**How Soma  
Fits**

*Soma*  
INTIMATES

A) Sleeve should angle forward when hanging free.

B) Front armhole should not have fold lines.

C) Armhole should have round shape at shoulder and underarm. No "V" shapes.

D) Back armhole shape should not cut across mannequin armhole edge.

Center line of mannequin

Correct Balance

Sleeved Top,  
Dress, or Gown

Soma  
INTIMATES

D) Back leg should not have drag lines.

E) Leg should be centered in opening- front to back and side to side.

F) Hem should be parallel to floor- front to back and side to side.

waistband should be a m CF to CB, not dip or come

waistband and pant should m on mannequin.

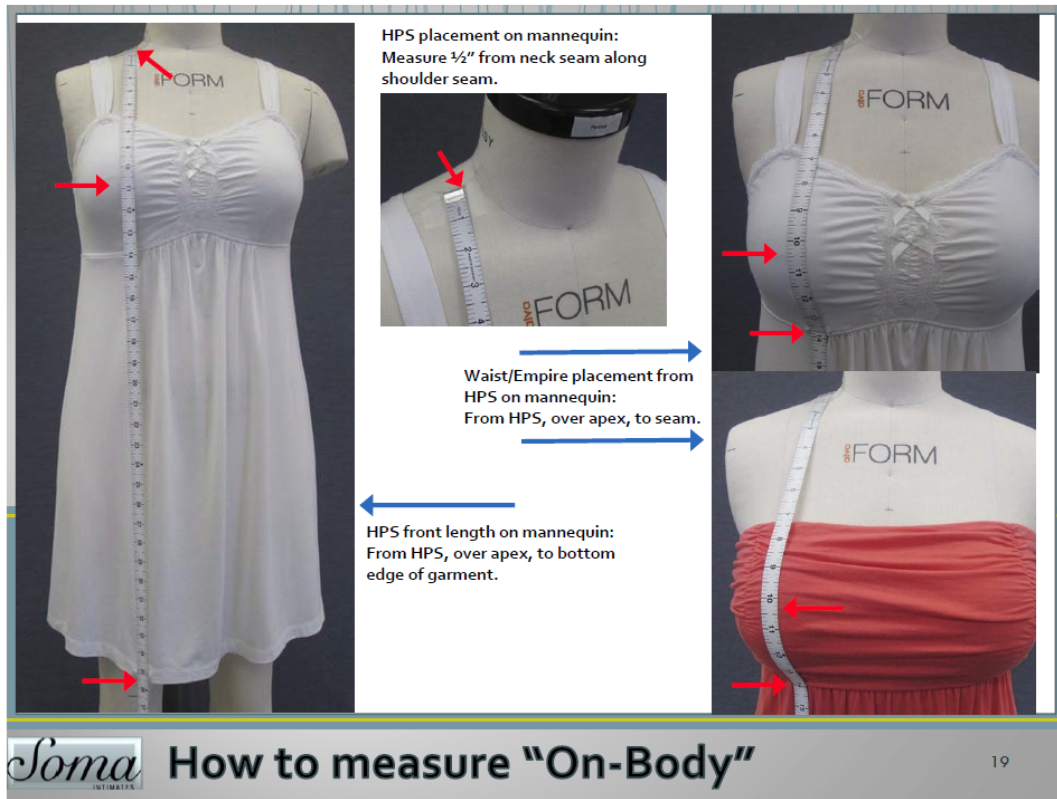
ould be smooth against severe hip curve or ripples.

Correct Balance

Pants

Soma  
INTIMATES





HPS placement on mannequin:  
Measure 1/2" from neck seam along shoulder seam.

Waist/Empire placement from HPS on mannequin:  
From HPS, over apex, to seam.

HPS front length on mannequin:  
From HPS, over apex, to bottom edge of garment.

**How to measure "On-Body"**

19

om cup seam should align with tape  
nequin.


om cup seam should sit against  
nequin.

C) CF should be close to mannequin, no  
more than 1/4" space.

D) Neckline should sit against mannequin.

Side seam should be flat against  
mannequin and match mannequin side  
seam.

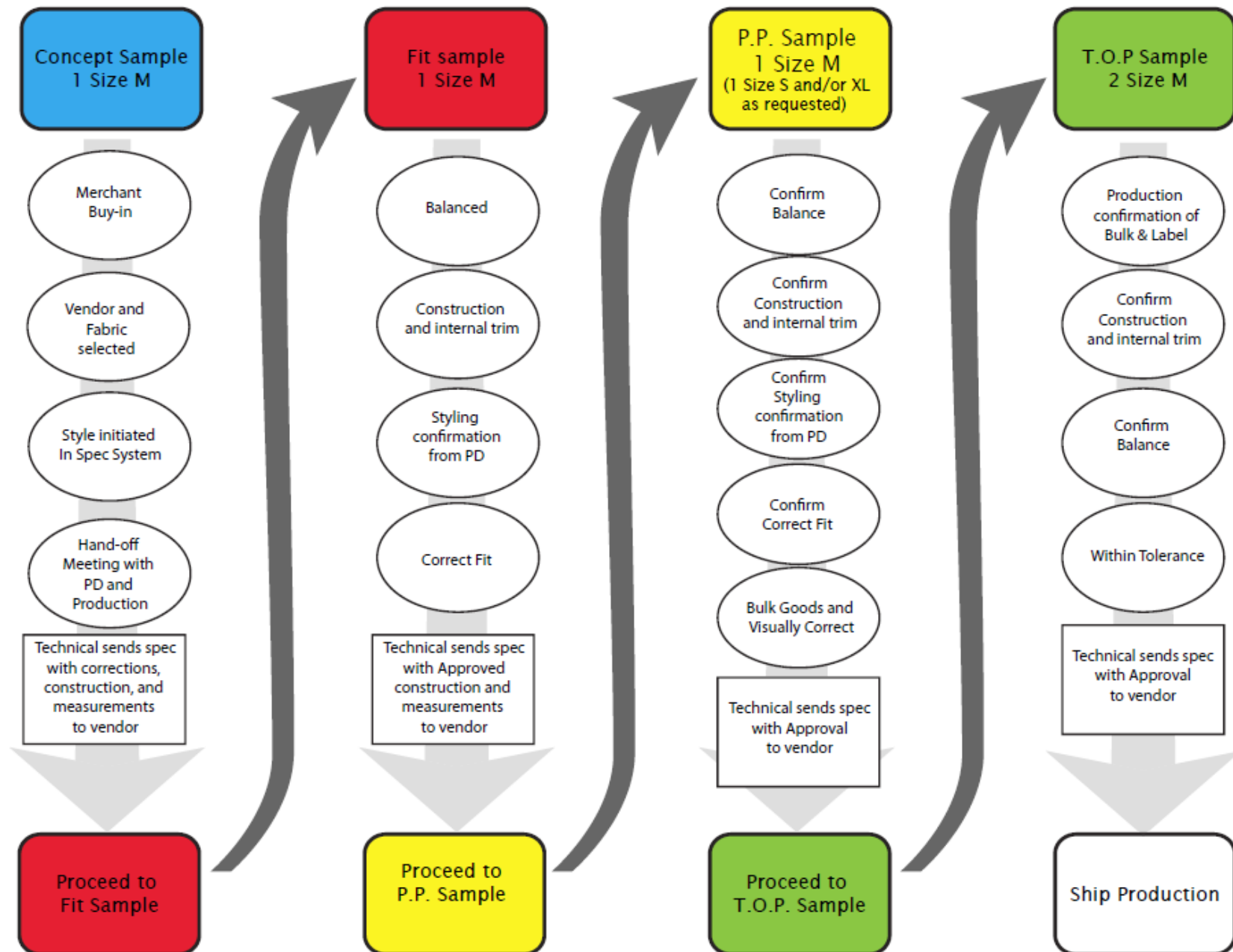
### Details- Cups



# China January 2013



## Technical Design Sample Advancement Requirements





### External - Product Approval Process – Revised 12/17/12

#### 1) GENERAL COMMENTS

- Our primary correspondence will be done via e-mail and secondary by telephone or Video Conference. Vendors are required to follow this practice.
- To keep all data flowing effectively, confirmations are essential. Vendors are required to confirm receipt of all e-mail correspondence to the sender where requested.
- Soma fit days are Tuesdays and Thursdays. Due to the internal mail delivery schedule, samples cannot be fit the same day as received.
- General turn time for fitting and the distribution of sample comments is ideally 3-4 working days from the day the Technical Designer receives the sample however please note:

The priority list for Technical Design is set by the Production/Sourcing Team. Please follow up with the Production/Sourcing Team if you have questions on when you will receive fit comments.

- Samples that are missing any of their support components e.g. completely filled out sample tag, vendor measurement sheet; pattern (with the exception of sweaters) may not be measured or fit until all missing components are passed to TD.
- Samples received after 3:00 will not be measured until the following work day. Fits will be scheduled the next fit day.
- Samples received on Fridays may not be fit until Tuesday.

#### 2) HANDOFF – CONCEPT SAMPLE (BLUE TAG)

- Prod Developer provides a CONCEPT SAMPLE in the base fit size that is reflective of desired style details to the Technical Designer with an attached sample tag (Blue Tag) filled out completely by the vendor and the vendors completed spec sheet.
- Prod Developer presents the CONCEPT SAMPLE at the Hand Off Meeting.
- The Cross Functional Team (CFT) reviews the CONCEPT SAMPLE on the fit model to assess over-all fit and appearance.
- The Technical Designer updates the Tech Pack by editing measurements, adding comments regarding fit, construction, styling and trim, sending to the vendor upon completion.
- Concept Sample fit comments from the Technical Designer will be sent within (2 weeks) from Hand Off of the physical sample. See notes in comment section.

The priority list for Technical Design is set by the Production/Sourcing Team. Please follow up with the Production/Sourcing Team if you have questions on when you will receive fit comments.

#### 3) VISUAL SAMPLE (GREY TAG)

- Product developer will request a sample representing all visually correct components. This sample does not need to be correct for fit, but should be correct proportions. **VISUAL SAMPLES WILL NOT BE USED FOR FITTING.**

#### 4) FIT - FIT SAMPLE (RED TAG)

- Vendor is required to submit 1<sup>st</sup> FIT SAMPLE within one week (domestic production) or two weeks (overseas production) in base fit size after the Tech Pack with Fit comments is received.

Visual sample and Fit sample must be sent as 2 separate samples. Visual samples CANNOT be used for fit samples.

- Vendor is required to attach the sample tag (Red Tag) filled out completely, with all information, a soft copy of the pattern, and a spec sheet (vendors measurements for the fit sample). Any components that are not production quality should be noted on sample tag.
  - Vendor is required to e-mail the Production team and the Technical Designer with the Airway Bill Number and a complete list of all styles sent.



### How to Fill Out Tag

Soma Intimates		In Store Month: June
FIT SAMPLE		Season: Summer
		Factory: 4/18/12
Submitter: <input type="checkbox"/> 1st <input checked="" type="checkbox"/> 2nd <input type="checkbox"/> 3rd <input type="checkbox"/> 4th <input type="checkbox"/> Size Set		
Style # <u>BTM4455</u>		
P.O. # <u>4501012345</u>	Design Article # <u>570091234</u>	
Collection <u>Enchanted</u>	Description <u>Crop Pant</u>	
Supplier <u>Vendor Name</u>	Factory <u>Factory Name</u>	
Size <u>M</u>	Color <u>Passionate Pink</u>	Date Recd <u>12/05/2012</u>
Approx. Wt. <u>93% Rayon 7% spandex</u>		
Weight/Length <u>200g</u>		
From <u>Pattern</u>		
Sample Issues <u>Correct</u>		
BELOW FOR SOMA USE ONLY		
Approved <input type="checkbox"/>	Approved w/Corrections <input type="checkbox"/>	Resubmit <input type="checkbox"/>
Technical Designer <u>Done</u>		
Approved <input type="checkbox"/>	Approved w/Corrections <input type="checkbox"/>	Resubmit <input type="checkbox"/>
Product Developer <u>Done</u>		
ON Body Measurements		

FIT SAMPLE				
Time	Thread Color	<input checked="" type="checkbox"/> Correct	<input type="checkbox"/> Sub	<input type="checkbox"/> N/A
	Lace	<input checked="" type="checkbox"/> Correct	<input type="checkbox"/> Sub	<input type="checkbox"/> N/A
	Lining	<input type="checkbox"/> Correct	<input type="checkbox"/> Sub	<input checked="" type="checkbox"/> N/A
	Interlining	<input type="checkbox"/> Correct	<input type="checkbox"/> Sub	<input checked="" type="checkbox"/> N/A
	Basics	<input checked="" type="checkbox"/> Correct	<input type="checkbox"/> Sub	<input type="checkbox"/> N/A
	Drawstrings	<input type="checkbox"/> Correct	<input type="checkbox"/> Sub	<input checked="" type="checkbox"/> N/A
	Buttons, Snaps, Rivets	<input type="checkbox"/> Correct	<input type="checkbox"/> Sub	<input checked="" type="checkbox"/> N/A
	Zipper	<input type="checkbox"/> Correct	<input type="checkbox"/> Sub	<input checked="" type="checkbox"/> N/A
	Rings, Sliders	<input type="checkbox"/> Correct	<input type="checkbox"/> Sub	<input checked="" type="checkbox"/> N/A
	Label Placement/Location	<input checked="" type="checkbox"/> Correct	<input type="checkbox"/> Sub	<input type="checkbox"/> N/A
	Care, Content, Size Label	<input type="checkbox"/> Correct	<input checked="" type="checkbox"/> Sub	<input type="checkbox"/> N/A
	Hang Tags	<input type="checkbox"/> Correct	<input type="checkbox"/> Sub	<input checked="" type="checkbox"/> N/A
	Hanger Loops	<input type="checkbox"/> Correct	<input type="checkbox"/> Sub	<input checked="" type="checkbox"/> N/A
Other	Piping	<input type="checkbox"/> Correct	<input checked="" type="checkbox"/> Sub	<input type="checkbox"/> N/A
Soma Comments:				
Vendor Comments:				
We noticed left leg is twisting and waist seam is stretched.				











Light 'Room'



Cutting  
Facility



Lint  
Remover



Metal  
Detector



*Soma*  
INTIMATES

China January 2013

**Hand-  
Work**



**Hand  
Cutting**



**Placement  
Marking**



**Finish  
Pressing**





**Fabric  
Inspection**




**Skew  
Checking**



**Fabric  
relaxing,  
Not done the correct  
way**

*Soma*  
INTIMATES

China January 2013





*Soma*  
INTIMATES

China January 2013

